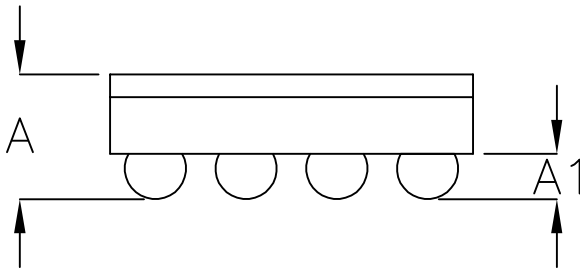
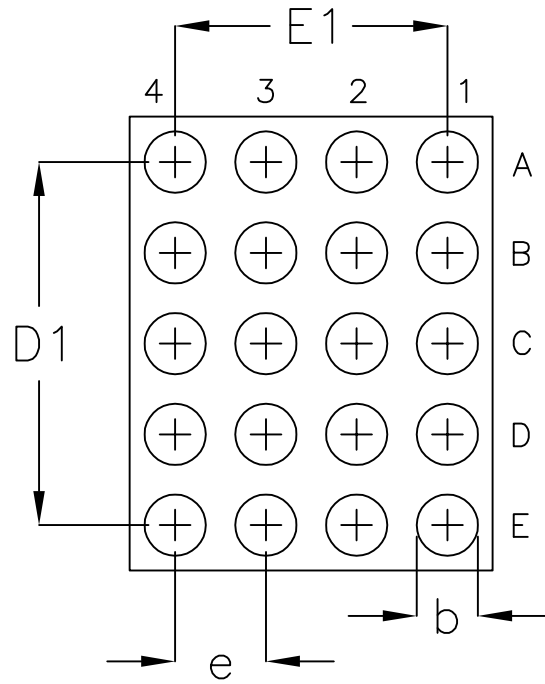
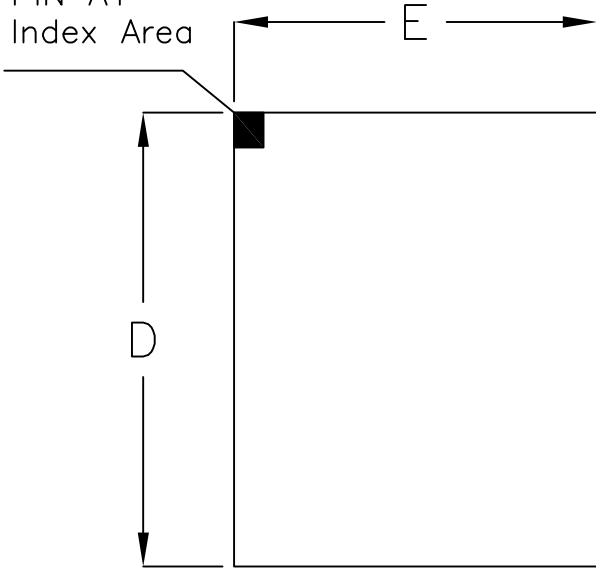


PIN A1
Index Area



Symbol	Dimensions In Millimeters		Dimensions In Inches	
	Min.	Max.	Min.	Max.
A	0.500	0.600	0.020	0.024
A1	0.170	0.230	0.007	0.009
b	0.240	0.300	0.009	0.012
D	1.950	2.050	0.077	0.081
D1	1.600		0.063	
E	1.550	1.650	0.061	0.065
E1	1.200		0.047	
e	0.400		0.016	