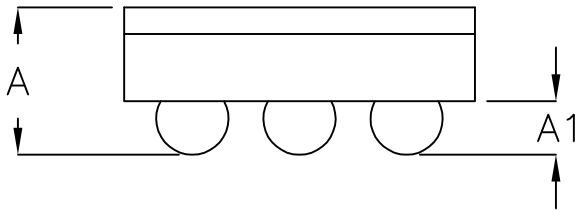
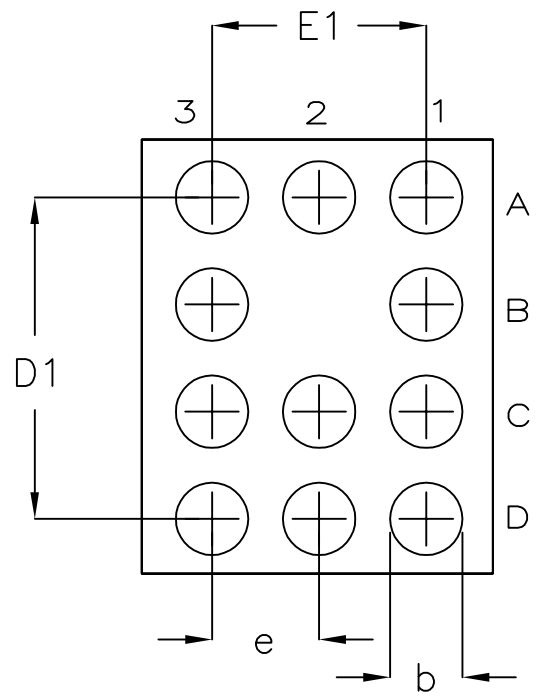
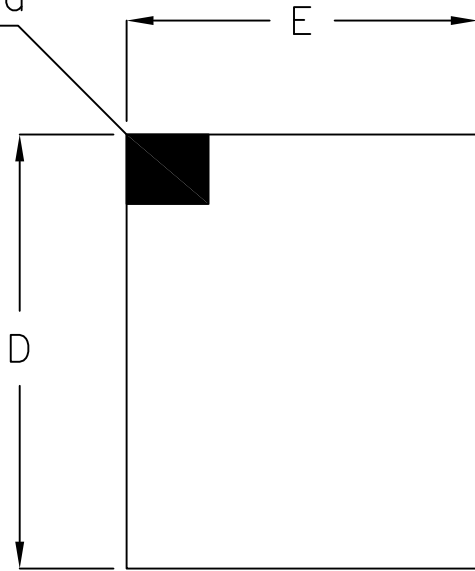


PIN A1
Index Area



Symbol	Dimensions In Millimeters		Dimensions In Inches	
	Min.	Max.	Min.	Max.
A	0.500	0.600	0.020	0.024
A1	0.170	0.230	0.007	0.009
b	0.240	0.300	0.009	0.012
D	1.580	1.660	0.062	0.065
D1	1.200		0.047	
E	1.270	1.350	0.050	0.053
E1	0.800		0.031	
e	0.400		0.016	